

Abylss Systems

Email: support@ablyss.co.uk

Website: www.ablyss.co.uk

CMS Release 8.1

Abylss Care Management System Release Notes
May 2022



- Release Overview..... 3**

- CMS Dashboard..... 4**
 - Charts..... 4
 - Vitals 4
 - Assessments..... 4
 - Accidents and Incidents 4
 - Body Maps 4
 - Tasks/Alerts 4
 - Daily Care 4

- Charts..... 5**
 - Food Charts..... 5
 - Fluid Charts 6
 - Repositioning Charts..... 6

- Automatic Tasks..... 7**

- Accidents and Incidents – Family Informed 9**

- Assessment Link to Charts.....10**

- CMS Desktop Changes.....11**
 - Care Plan Duration..... 11
 - Employee Record Archiving 11
 - Asset Attachments..... 11
 - Home Audits Attachments..... 12
 - Daily Care 12
 - Module Views 12
 - Resident Alerts..... 12
 - Resident Banner..... 12
 - MCA Review/Evaluation Box 12
 - Care Plan Renaming..... 13
 - Automatic Risk Assessment Creation 13

- CMS Touch Changes14**
 - Resident Banner..... 14
 - Charts..... 14

- CMS Tablet App Changes.....15**
 - Body Map Images 15

CMS RELEASE 8.1

Daily Care notes - Photo Attachment 15
Charts..... 15
Tasks 15

Release Overview

Active monitoring of your residents' health is essential for detecting and addressing any change in their risk category and therefore their overall wellbeing. With this in mind, we have designed a Manager's Dashboard that provides on-demand access to the status of your resident's essential care data. We have also introduced a simple and effective method of recording and monitoring a resident's repositioning, food, and fluid charts.

The managers Dashboard provides you a real time detailed overview of your residents' health and wellbeing in one quick glance and ensures that critical care tasks are performed timeously.

Charts enable you to record and analyse information regarding food, fluid, and repositioning. This information, in turn, supports you in developing comprehensive care plans and assessing where health risks may exist and taking appropriate steps to prevent them.


This release is not just about the manager's Dashboard and Resident Charts, we have also been busy enhancing the current CMS system to ensure that information regarding your residents and their care is seamlessly provided.

Some of the new features include:

- Automatic Task/Alert creation from triggers
- Accidents and Incidents – Family Informed
- Archive Employee Appraisals
- Short and Long Term Care Plans
- Home Audits and Assets attachments
- Enhance the ability to archive Care Plans and Risk Assessments

CMS Dashboard

The managers Dashboard provides you a real time detailed overview of your residents' health and wellbeing in one quick glance and ensures that critical care tasks are performed.

 **Important Information**

- A detailed document has been created covering full use and setup.
[View Dashboard and Charts Document](#)

Charts

- Fluid, Food and Repositioning
- Will display number of residents on the chart, missed alerts and missed targets
- Ability to capture missed chart episodes straight from dashboard chart details.

Vitals

- Weights and BMIs
- Warnings for percentage of weight loss over x months

Assessments

- Choose up to 4 scored Assessments.

Accidents and Incidents

- All incidents within the last 72 hours
- Specific total on Falls

Body Maps

- All body map conditions within the last 48 hours
- Specific total on pressure sores

Tasks/Alerts

- Summary of tasks missed and due soon

Daily Care

- All High importance observations from the last 24 hours

Charts

Charts enable you to record and view relevant information regarding food, fluid, and repositioning charts. This information, in turn, supports you in developing comprehensive care plans and assessing where health risks may exist and taking appropriate steps to prevent them.



Important Information

- A detailed document has been created covering full use and setup.
[View Dashboard and Charts Document](#)

Food Charts

Food charts are a record of the foods that are offered and taken by an individual. If a resident is at risk of malnutrition, a food chart can be useful for spotting eating patterns or issues, and as a reminder to encourage your resident to eat.

Regular records are not necessary for low risk/stable individuals. Usually, 4-7 days' worth of records are enough to get an overview of eating patterns. You may choose to monitor a resident's intake for longer periods if they have specific issues. This information should be used to help with effective care planning and risk assessment.



Key Points

- Administration of standard meal options to assist user capture.
- Automatic Task/Alert creation when adding a resident to a chart.
- Ability to rename mealtimes e.g. from 'evening meal' to 'dinner'
- Thickener options available as per IDDSI (International Dysphagia Diet Standardisation Initiative)

Fluid Charts

Fluid charts are a record of the fluid Input and output of a resident. With our new Fluid Chart reviewing fluid balance charts intakes is now a simple and effective method of assessing and monitoring the hydration status of residents.



Key Points

- Administration of standard fluid options to assist user capture for Oral and IV intake.
- Fluid Targets and total Daily Fluid Intake display.
- Quick volume input capture based upon fluid container e.g. teacup (150mls), or large glass (180mls)
- Thickener options available as per IDDSI (International Dysphagia Diet Standardisation Initiative)

Repositioning Charts

The repositioning chart helps you keep track of how often you move the resident.

This is a simple form which can be completed at every repositioning. It should help you and others in the team keep track of your efforts to minimise the risk of a pressure ulcers developing through turning or by repositioning the resident and thereby allowing different parts of the body in turn to be exposed to pressure.



Key Points

- Previous repositioning information visible when capturing a new position.
- Visual current and next position images for easy capture.
- Ability to identify missed episodes and record why the repositioning did not occur.

Automatic Tasks

Automatic Tasks is a new feature that we have introduced to streamline Task creation. Automatic tasks are generated when a trigger occurs, for example a resident is added to a repositioning chart.

The current triggers are Fluid Chart Added, Food Chart Added and Repositioning Chart Added being selected.

| Trigger | Task Type | Link Type | Description | Optional | Frequency | Time Occurs |
|---------------------------|---------------|---------------------|---------------------|----------|---------------|-------------------------|
| Fluid Chart Added | Fluid Chart | Fluid Chart | Fluid Chart | True | Every 4 Hours | Between 08:00 and 20:00 |
| Food Chart Added | Food Chart | Morning Meal | Breakfast | True | Every 1 Day | Between 08:00 and 10:00 |
| Food Chart Added | Food Chart | Evening Meal | Dinner | True | Every 1 Day | Between 17:00 and 20:00 |
| Food Chart Added | Food Chart | Afternoon Meal | Lunch | True | Every 1 Day | Between 12:00 and 14:00 |
| Repositioning Chart Added | Repositioning | Repositioning Chart | Reposition 24 Hours | True | Every 4 Hours | Is 24 Hours |
| Repositioning Chart Added | Repositioning | Repositioning Chart | Reposition Daytime | True | Every 4 Hours | Between 08:00 and 20:00 |

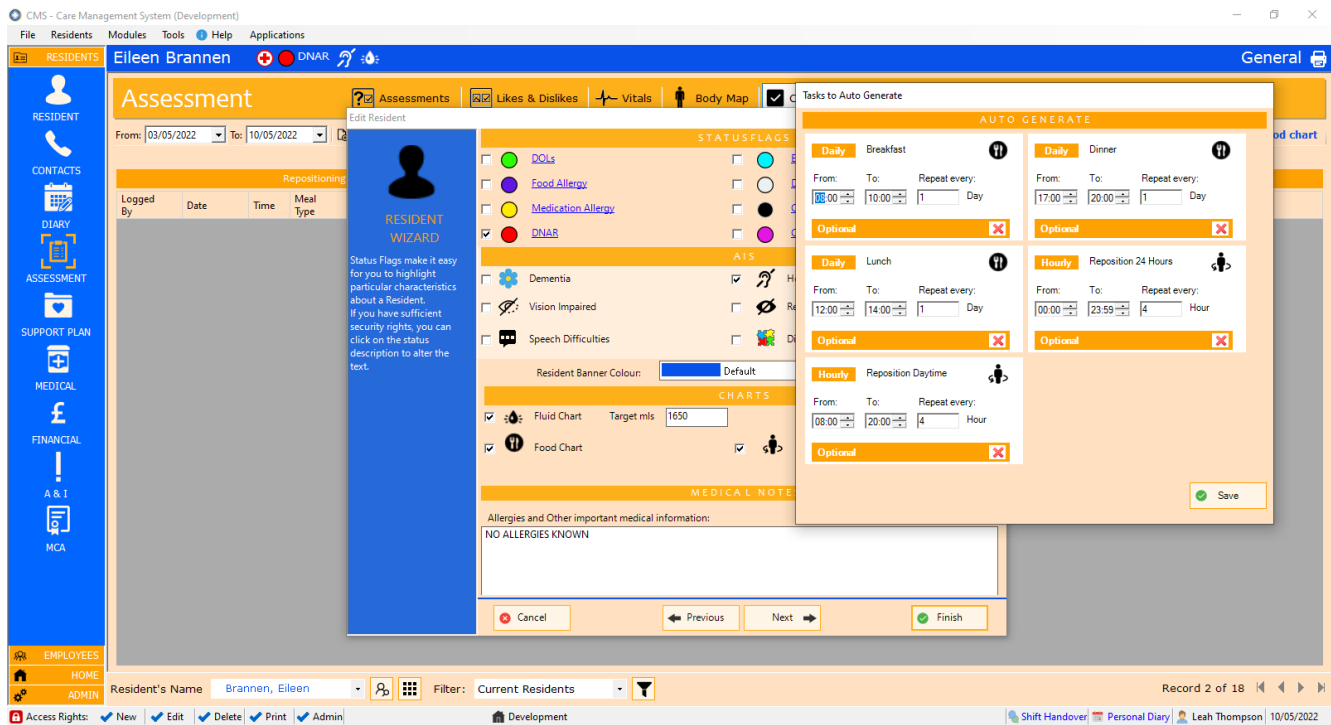
You can add multiple auto tasks to a trigger.

| Trigger | Task Type | Link Type | Description | Optional | Frequency | Time Occurs |
|---------------------------|---------------|---------------------|---------------------|----------|---------------|-------------------------|
| Fluid Chart Added | Fluid Chart | Fluid Chart | Fluid Chart | True | Every 4 Hours | Between 08:00 and 20:00 |
| Food Chart Added | Food Chart | Morning Meal | Breakfast | True | Every 1 Day | Between 08:00 and 10:00 |
| Food Chart Added | Food Chart | Evening Meal | Dinner | True | Every 1 Day | Between 17:00 and 20:00 |
| Food Chart Added | Food Chart | Afternoon Meal | Lunch | True | Every 1 Day | Between 12:00 and 14:00 |
| Repositioning Chart Added | Repositioning | Repositioning Chart | Reposition 24 Hours | True | Every 4 Hours | Is 24 Hours |
| Repositioning Chart Added | Repositioning | Repositioning Chart | Reposition Daytime | True | Every 4 Hours | Between 08:00 and 20:00 |

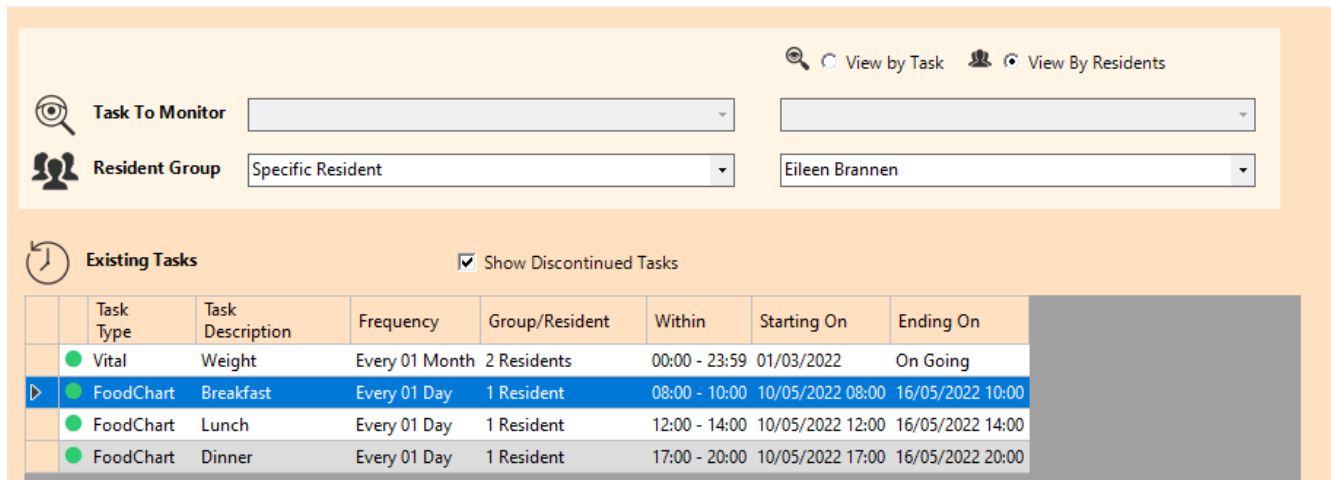
CMS RELEASE 8.1

When the trigger is activated within the system, for example adding a resident to a food and repositioning chart, you will then have the option to choose which task/s to generate.

To remove a task to generate, click on the .



To remove or amend the generated task go to shift handover > tasks and edit as per normal.



Accidents and Incidents – Family Informed

We have enhanced the Accidents and Incidents form to include a section ‘Family Informed’. This allows you to document whether the next of kin has been informed of the A&I, it also allows you to keep a history of contact made and notes of the conversations.

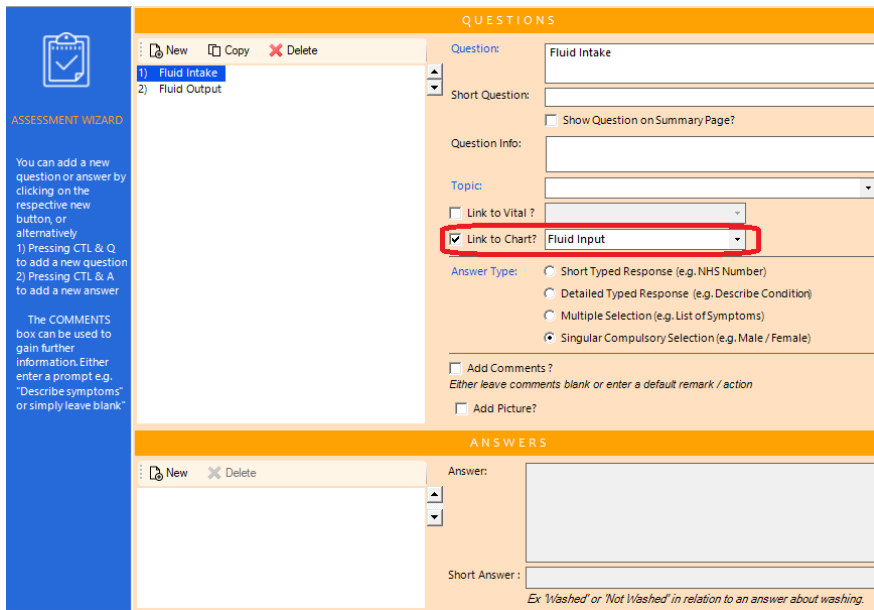
The screenshot shows the 'New Accident / Incident' form. The 'Incident Details' section includes checkboxes for 'Regulation Issued', 'RIDOR Issued', 'Police Involved', 'Social Services Involved', and 'Environmental Health Involved', along with date pickers. Below this is a text area for 'Equipment Involved:'. The 'Family Informed' section features a date and time selector (09/05/2022 at 09:00), a search icon, and a list of contacts. The contact 'Brenner, Ms May' is selected, showing her role as 'Next of Kin (Daughter)' and phone number '0161 555 1111'. A notes field contains the text: 'May was informed of the fall, she asked that we contact her once the GP has examined Eileen.' Navigation buttons for 'Cancel', 'Previous', 'Next', and 'Finish' are at the bottom.

The general details of the A&I will display if the NOK has been informed or not.

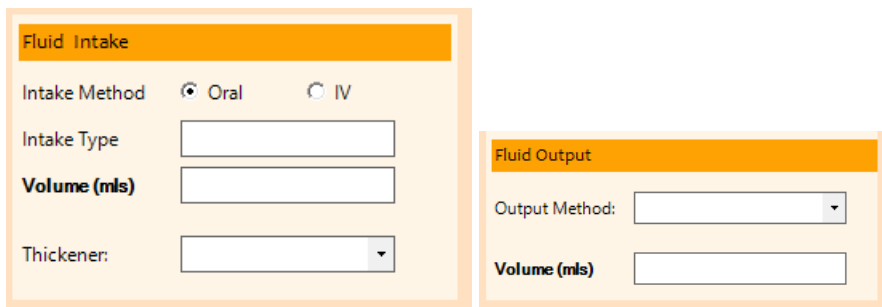
Two side-by-side screenshots of the 'GENERAL DETAILS' section. The left screenshot shows an accident for 'Eileen Brannen' on 09/05/2022 at 21:30, with a red circle around the text 'NOK informed of this ACCIDENT at 09/05/2022 09:00:00!'. The right screenshot shows an accident for 'Harry Dolbey' on 09/05/2022 at 17:00, with a red circle around the text 'NOK not yet informed of this incident!'. Both screenshots show the accident type as 'ACCIDENT' and category as 'Fall', and list the security level as 'Accessible to: Leah Thompson, Tanya Whitehead, Manager'.

Assessment Link to Charts

Due to the introduction of fluid charts, we have added a link to chart options in the assessment wizard questions section. (Tools > Assessments > Daily Care Assessments) .



When recording a daily care assessment, the user will automatically be prompted to enter the relevant information regarding the chosen chart type.



Key Points

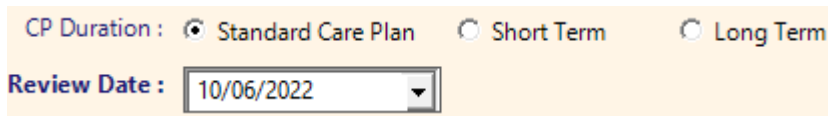
- After you capture the assessment, the chart will automatically be saved

CMS Desktop Changes

We have made the following changes, which originated from your suggestions on improving the CMS system. Your requests enable us to continually evolve the CMS system, thereby ensuring that your needs are always met.

Care Plan Duration

You can now select the care plan duration, Standard, Short Term, or Long Term. Depending on the option chosen, the review date will be adjusted accordingly.



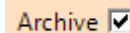
CP Duration : Standard Care Plan Short Term Long Term
Review Date : 10/06/2022

Standard is 1 month, short term is 7 days, long term is 6 months.

Employee Record Archiving

- Employee reviews, assessments, and training can now be archived. This feature has been introduced so that you can focus on current information.


To archive the record, select the archive checkbox.

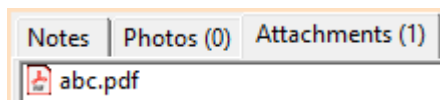


To view archived records, click on Archived in the toolbar.



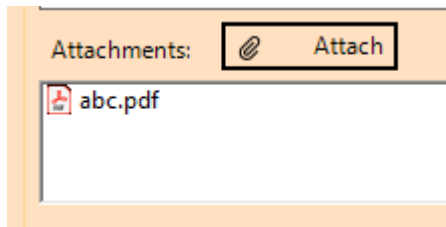
Asset Attachments

You can now add attachments to assets. This allows you to keep operating manuals, safety information, or any other document relating to the asset in one place. To add an attachment, click on the attach option on the toolbar.  Attach



Home Audits Attachments

You can now add multiple attachments to a home audit so that you have evidence for your audit responses.



Daily Care

You can now add attachments and photos to daily care notes.

Module Views

When you first look at an area in CMS, you can choose between a detailed view of one record or a list view of the records. Settings > User Display

Resident Alerts

When a resident is in hospital or on holiday, you will be warned if you try and record a daily care note or vital record.

Resident Banner

A small graphical icon will be displayed on the resident's banner to highlight when they are on a particular chart, ie. Food, fluid, repositioning



MCA Review/Evaluation Box

Display box that shows, at a glance, what changed since the last review.

Care Plan Renaming

Ability to rename Care Plans, so that the terminology confers to your business.

Automatic Risk Assessment Creation

Ability to automatically create blank risk assessments for new residents/preadmission, so that care staff are reminded to fill them in.

CMS Touch Changes

Resident Banner

- Display fluid, food and reposition icons on the resident banner to highlight that a resident is on the respective chart.



Charts

- A detailed document has been created covering full use and setup (see Desktop Charts)

CMS Tablet App Changes

Body Map Images

- Ability to view body map images on the tablet

Daily Care notes - Photo Attachment

Ability to add photos to a daily care record on the tablet.

Charts

Ability to view and capture charts

Tasks

Ability to group tasks by resident or task type